

Activity sheet 146

- ⚠ • 4" x 9" strips of construction paper (8 per child)
- Scissors
- Glue
- Markers

CONCRETE

- ① The activities for halves and fourths are repeated with rectangles.

The children partition the rectangles into equal parts by folding the strips of paper.

The focus is on creating equal parts and identifying the fraction.

Give 3 strips of construction paper to each child.

- 💬 Use the strips to create **fractions**.

Fold one strip in **half**.

Watch as I do it.

Shade none of the parts.

WRITE $0/2$ on the strip.

Fold another strip. Shade one of the parts.

WRITE $1/2$ on it.

Fold the last strip. Shade both of the parts.

WRITE $2/2$ on it.

Look at each strip. SAY the **fraction**.

Use the strips to complete the activity sheet.

- 123 Color the shaded **fraction** at the bottom. WRITE and SAY $1/2$.
WRITE and SAY $1/2$ on the unshaded part.

Cut out the shaded part.

Glue it in place on the top rectangle.

SAY the **fraction** represented.

Find the strip that is shaded $1/2$.

Does it match the one on the activity sheet?

Point to $1/2$ on the sheet. One of two equal parts is one **half**. Please SAY the sentence:

One of two equal parts is one **half**.

146

Name _____

© 2017 TOUCHMATH FG4M6 Rectangles: Halves 146

Activity sheet 147

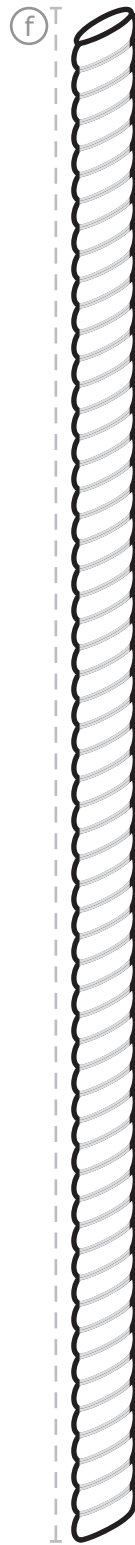
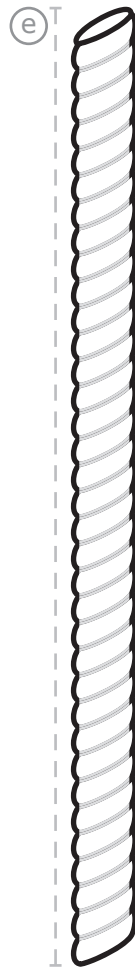
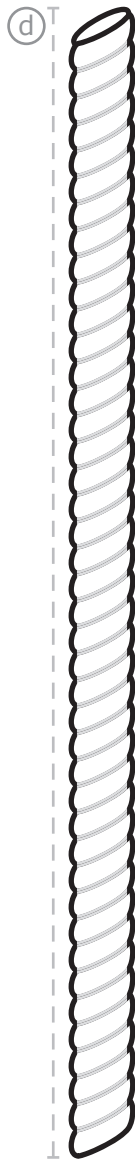
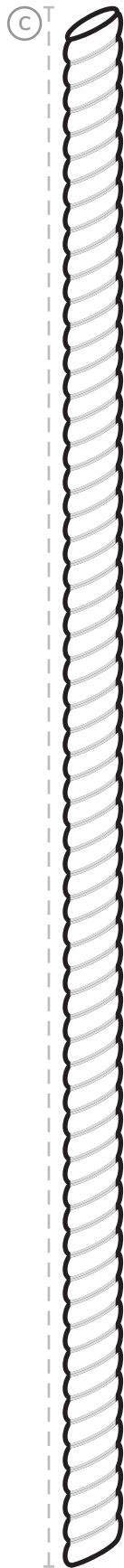
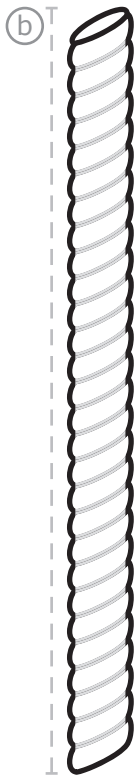
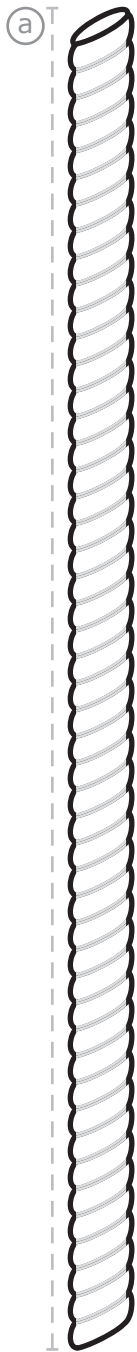
- ① You have used 3 of the 8 strips of construction paper per child. Use the remaining 5 to show the fractional parts for fourths: $0/4$, $1/4$, $2/4$, $3/4$, and $4/4$. Use $1/4$ with activity sheet 147. Repeat the directions above.

147

Name _____

© 2017 TOUCHMATH FG4M6 Rectangles: Fourths 147

Names _____



Names _____

Line g is shorter than line _____.

Line _____ is longer than line f.














Line _____ is the longest. Line _____ is the shortest.

Line _____ is _____ than line _____.

Line _____ is _____ than line _____.

Line _____ is _____ than line _____.

Name _____

How many days are there with ? _____

How many days are there with ? _____

How many days are there with ? _____

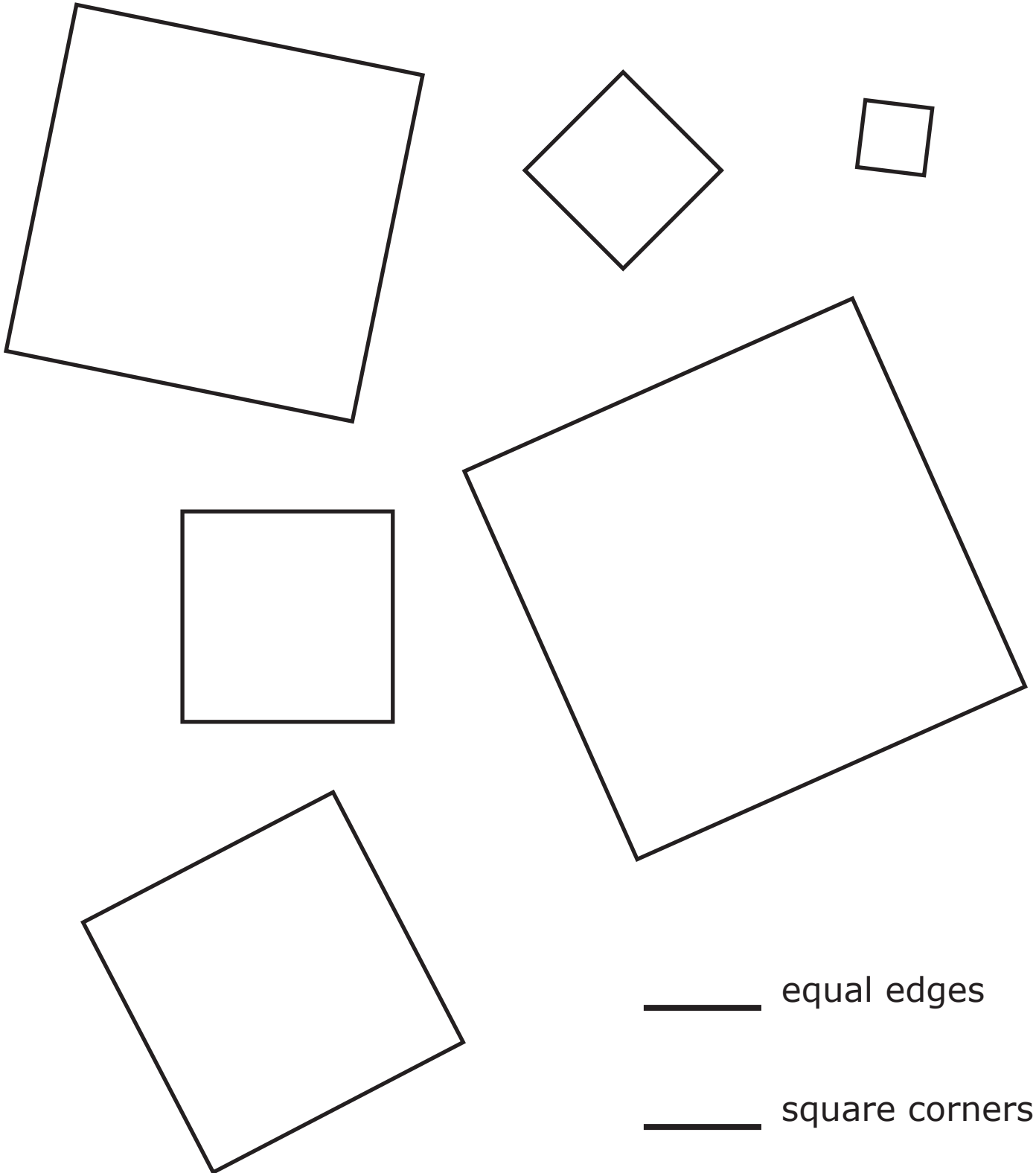
How many **total** data points? _____

How many **more** days of  than ? _____

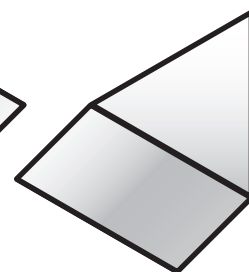
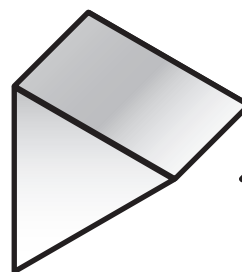

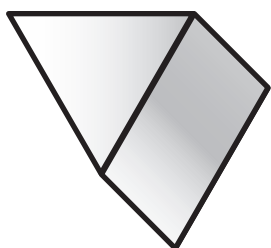

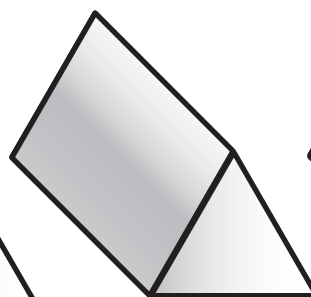
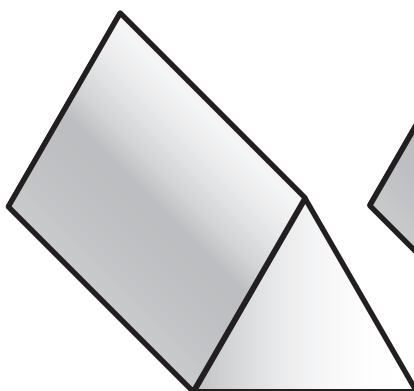

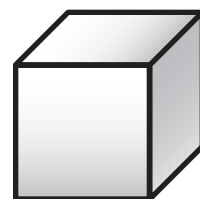




My Story.

Name _____

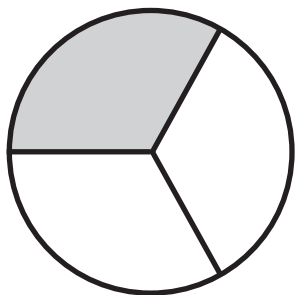
Square



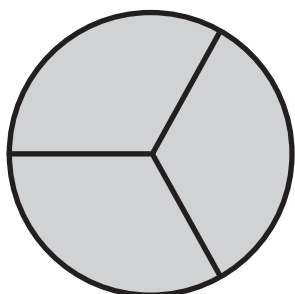

Name _____



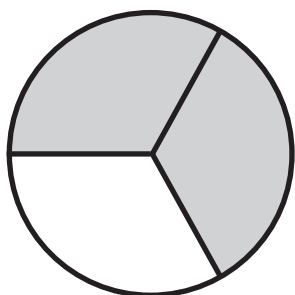

Name _____



$$\frac{1}{3}$$



$$\frac{2}{3}$$



$$\frac{3}{3}$$

