

### Activity sheet 11

- Number/picture cards
- A picture of the Seven Dwarfs
- The book or a YouTube video of *Snow White and the Seven Dwarfs*
- TouchShapes (hexagons)
- Crayons or markers

#### REPRESENTATIONAL

Provide number/picture cards of 7. Talk about the quantities.


Repeat the sequence of shoulders, knees, toes, and nose to remind the children of the sequence and to relate it to the Touching/Counting Pattern.

Demonstrate air writing the 7. Have the children practice.

Read the book for show a short YouTube video of *Snow White and the Seven Dwarfs*.

- Let's pretend that we are the 7 dwarfs. Show me what you think each dwarf does.

Sneezy  
 Sleepy  
 Happy  
 Grumpy  
 Bashful (may need modeling)  
 Dopey (may need discussion)  
 Doc





Modified directions for sheet 11 follow.

- 12 PLACE and COUNT hexagons on the pictures.  
 COLOR and COUNT the hexagons.  
 DRAW two rings around quantities of the 7 hexagons.  
 You might have a ring of 6 and ring of 1.  
 DRAW 7 shapes in the box.  
 DRAW two ring around the quantities to show ways to make 7.  
 Share your work with your partner.

11

Name \_\_\_\_\_

5 6 **7** 8 9

Answers will vary.

© 2017 TOUCHMATH KUZM1
Number 7 11

Name \_\_\_\_\_

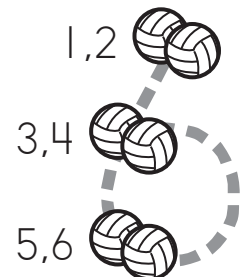


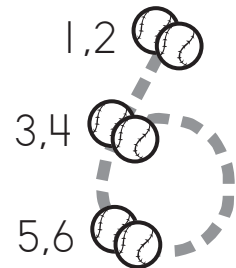
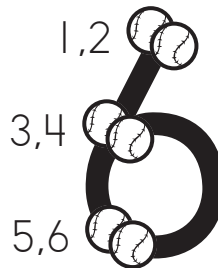
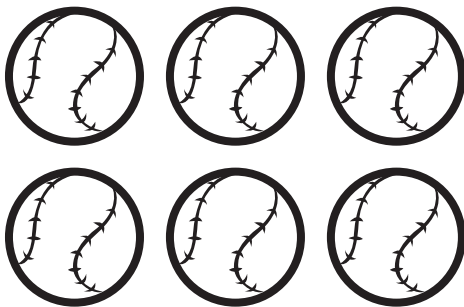
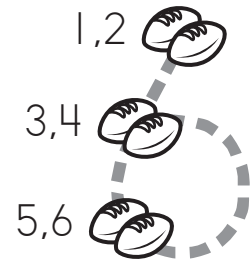
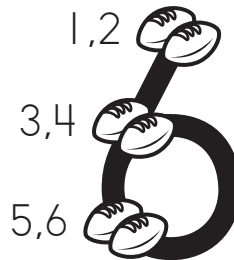

5











7

8


9



Name \_\_\_\_\_




Name \_\_\_\_\_



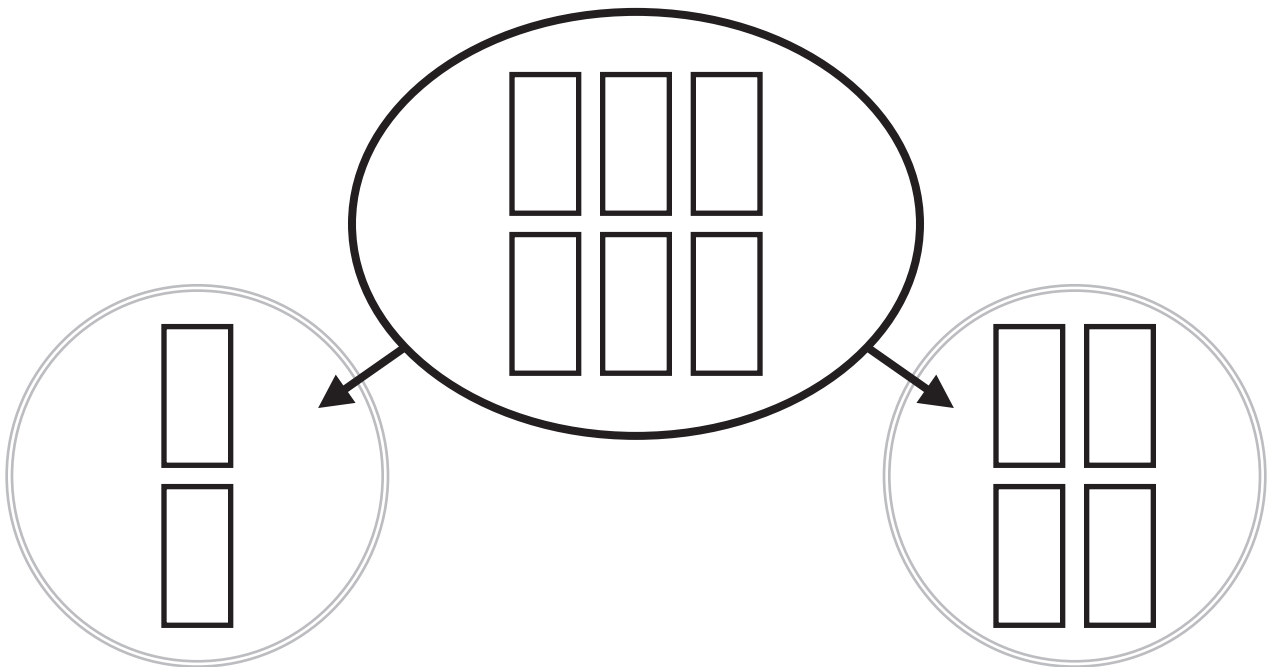
$$6 \text{ carrots} + 3 \text{ carrots} = \underline{9} \text{ carrots}$$




Name \_\_\_\_\_



$$6 \text{ ducks} - 2 \text{ ducks} = 4 \text{ ducks}$$



Name \_\_\_\_\_



---

$$7 \text{ (with dog icon)} + 2 \text{ (with dog icon)} = \underline{\quad} \text{ (with dog icon)}$$

---


$$7 \text{ (with 7 dog icons)} + 2 \text{ (with 2 dog icons)} = \underline{\quad} \text{ (with dog icon)}$$

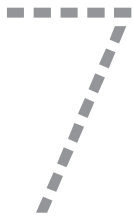


---




$$7 \text{ (with 7 circles)} + 2 \text{ (with 2 circles)} = \underline{\quad}$$

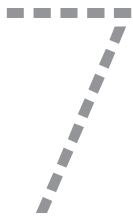

Name \_\_\_\_\_

# 7



 =  + 

 =  + 