

Distribute activity sheet 57 to the students.

Instruction: activity sheet 57

- How is this activity sheet the same as the one before it? How is it different? Yes, the **place value chart** is included. Yes, there is a dotted line that separates the tens and the ones. Yes, there is an arrow above the ones. Yes, there are TouchPoints. These equations are subtraction. In subtraction, we start with the whole and one of the parts. We solve to find the other part.¹

The process is the same. Start with the ones. Subtract $9 - 1$. Use TouchPoints or another strategy if you do not know the difference between 9 and 1. Write the difference in the box at the bottom of the ones **column**. Bring down the 1 in the tens **column**.

- ◆ Repeat the above process for the other three problems in the first row if needed.
 - Why do we bring down the number in the tens **column**? Why don't we subtract anything? Think about it. Explain it to your partner. Yes, there are only ones to be subtracted. If there were a second number in the tens **column**, we would subtract. Sometimes people use a 0 in the tens **column** to help them remember to keep the numbers in the **columns** and to remind them that a one-digit number has 0 tens. The top number minus 0 equals the top number. That is why we bring it down.

Read the next problem. Start with the ones. Subtract. Write the difference in the box at the bottom of the ones **column**. Bring down the number in the tens **column**. Read the equation.

Stand if you understand how to complete the problems on this activity sheet.

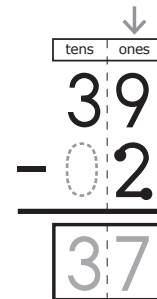
Complete the first row. Please put your pencil down when you are finished.

Let's check our work. Read the equations with me: $19 - 1 = 18$, $29 - 4 = 25$, $39 - 2 = 37$, $48 - 5 = 43$. Give a silent cheer if you had the correct solution for each problem.

Complete the rest of the problems on the activity sheet.

Differentiated Directions

¹For students who do not see the relationship of place value and the numbers in subtraction, demonstrate using base ten blocks.



Name _____

$\begin{array}{r} \text{tens} & \text{ones} \\ \hline 19 \\ - 1 \\ \hline \end{array}$	$\begin{array}{r} \text{tens} & \text{ones} \\ \hline 29 \\ - 4 \\ \hline \end{array}$	$\begin{array}{r} \text{tens} & \text{ones} \\ \hline 39 \\ - 2 \\ \hline \end{array}$	$\begin{array}{r} \text{tens} & \text{ones} \\ \hline 48 \\ - 5 \\ \hline \end{array}$
$\begin{array}{r} \text{tens} & \text{ones} \\ \hline 46 \\ - 3 \\ \hline \end{array}$	$\begin{array}{r} \text{tens} & \text{ones} \\ \hline 17 \\ - 6 \\ \hline \end{array}$	$\begin{array}{r} \text{tens} & \text{ones} \\ \hline 39 \\ - 7 \\ \hline \end{array}$	$\begin{array}{r} \text{tens} & \text{ones} \\ \hline 28 \\ - 1 \\ \hline \end{array}$
$\begin{array}{r} \text{tens} & \text{ones} \\ \hline 36 \\ - 4 \\ \hline \end{array}$	$\begin{array}{r} \text{tens} & \text{ones} \\ \hline 29 \\ - 6 \\ \hline \end{array}$	$\begin{array}{r} \text{tens} & \text{ones} \\ \hline 46 \\ - 4 \\ \hline \end{array}$	$\begin{array}{r} \text{tens} & \text{ones} \\ \hline 18 \\ - 1 \\ \hline \end{array}$

© 2017 TOUCHMATH SGU1M3 2-Digit and 1-Digit Subtraction

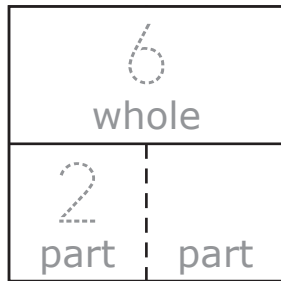
Independent Practice

- Use TouchPoints and the **place value chart**. Find and write the difference in the box.

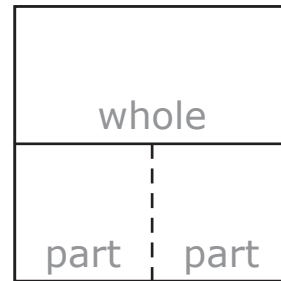


Name _____

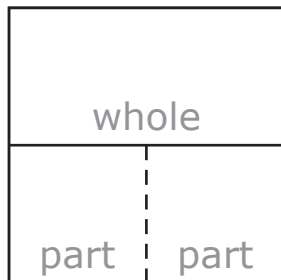
$$\begin{array}{r} 6 \\ - 2 \\ \hline \square \end{array}$$



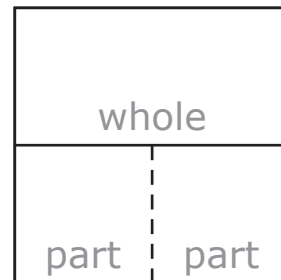
$$\begin{array}{r} 7 \\ - 2 \\ \hline \square \end{array}$$



$$\begin{array}{r} 5 \\ - \square \\ \hline 1 \end{array}$$



$$\begin{array}{r} 8 \\ - 4 \\ \hline \square \end{array}$$



$$\begin{array}{r} 9 \\ - 5 \\ \hline \square \end{array}$$

$$\begin{array}{r} 7 \\ - 5 \\ \hline \square \end{array}$$

$$\begin{array}{r} \square \\ - 1 \\ \hline 7 \end{array}$$

$$\begin{array}{r} 9 \\ - 8 \\ \hline \square \end{array}$$

$$8 - 5 \quad \begin{array}{c} \vee \\ \wedge \\ \parallel \end{array} \quad 9 - 5$$

Which is the same as

$$9 + 5?$$

- (A) 5 + 8
- (B) 7 + 9
- (C) 5 + 9
- (D) 6 + 8

Which is the same as

$$7 + 8?$$

- (A) 8 + 7
- (B) 8 + 8
- (C) 7 + 7
- (D) 9 + 5

Which is the same as

$$10 + 6?$$

- (A) 10 + 10
- (B) 6 + 6
- (C) 6 + 9
- (D) 6 + 10

Which is the same as

$$8 + 9?$$

- (A) 8 + 8
- (B) 9 + 8
- (C) 9 + 6
- (D) 8 + 10

Name _____

	↓	
tens	ones	
13	21	
13	2	
+		

	↓	
tens	ones	
12	11	
10	15	
+		

	↓	
tens	ones	
24	4	
20	1	
+		

	↓	
tens	ones	
32	5	
10	2	
+		

Mia likes fish. She has 13 goldfish, 10 angelfish, 14 guppies, and 12 tetra. What is the **total** number of fish Mia has in her collection?

	+		+		+		=		fish
--	---	--	---	--	---	--	---	--	------

Jose collects toy cars. He has 11 trucks, 5 race cars, 1 train car, and 32 other cars. How many cars does Jose have **altogether**?

	+		+		+		=		toy cars
--	---	--	---	--	---	--	---	--	----------

15 + 10 + 4 + 20 = 39

- True
 False

Name _____

13 boys went camping last Saturday. 9 boys went camping last Friday. The boys each ate two hot dogs. How many hot dogs were eaten altogether?

_____ hot dogs

Roy had 17 red jellybeans and 4 green jellybeans. Jim gave Roy 6 blue jellybeans. If Jay gave Roy 24 red jellybeans, how many red jellybeans would Roy have altogether? What would be the total number of jellybeans?

_____ red jellybeans

_____ total jellybeans

Ryan rode his bike at 3 miles per hour. He rode for 2 hours. Ryan's dad drove his electric bike at 10 miles per hour. He rode for 1 hour. Ryan's mom drove the car at 29 miles per hour. She drove for 1 hour. How many miles did the family travel altogether?

_____ Ryan's miles

_____ family's miles

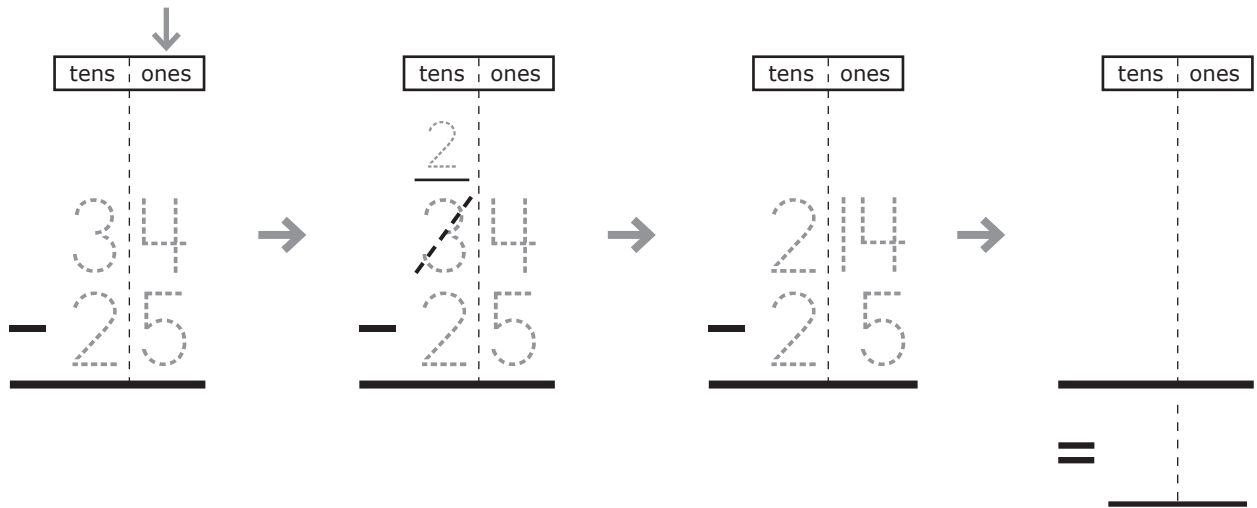
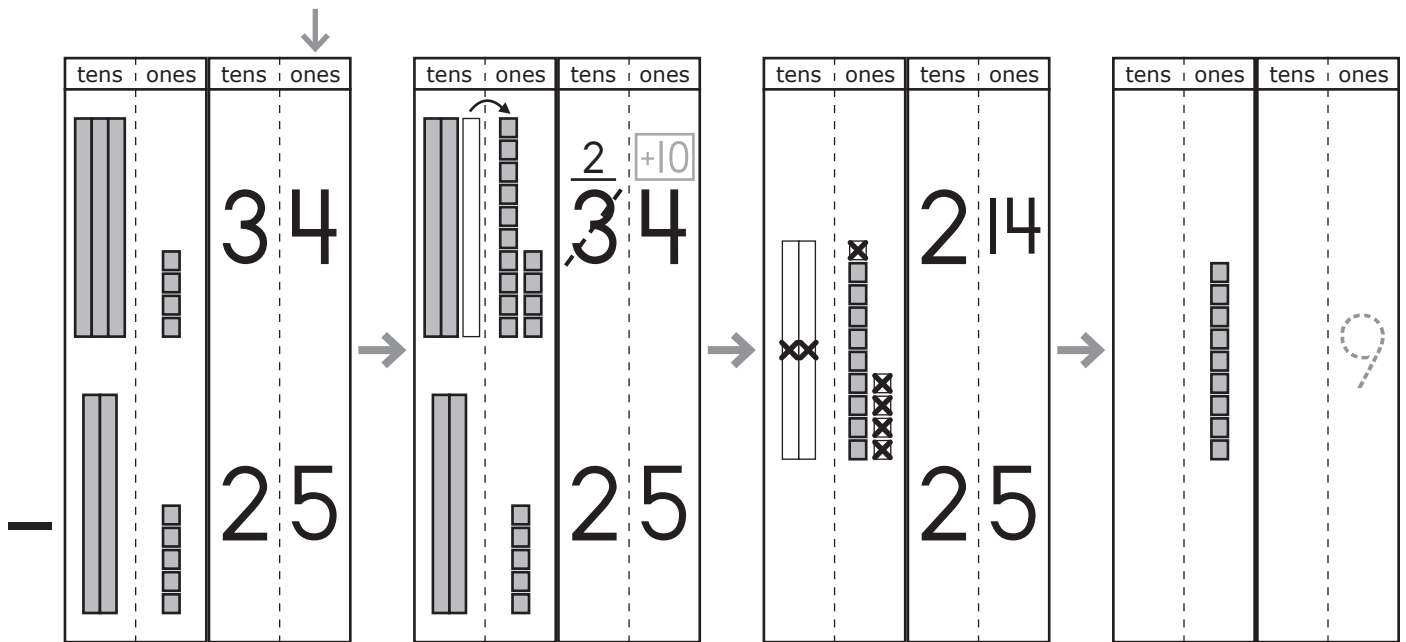
In October, 11 days were cold and 9 days were hot. This month, 21 days were cold and 9 days were hot. How many days were hot and cold altogether?

_____ cold days

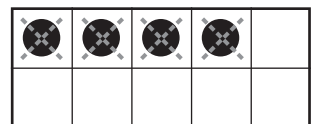
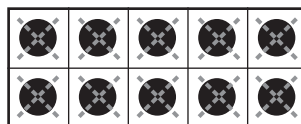
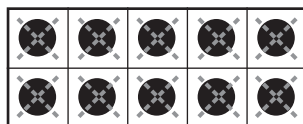
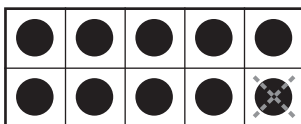
_____ hot days

_____ total days

Name _____



$$34 - 25 = \underline{\quad}$$



Name _____

$$33 - 16 <$$

- A 40 - 24
- B 34 - 17
- C 21 - 4
- D 40 - 22

$$40 - 21 <$$

- A 38 - 19
- B 26 - 8
- C 41 - 17
- D 45 - 26

$$24 + 18 =$$

- A 24 + 24
- B 23 + 23
- C 21 + 21
- D 22 + 22

$$16 + 17 =$$

- A 19 + 19
- B 15 + 15
- C 18 + 18
- D 18 + 15

$$44 - 8 =$$

- A 45 - 16
- B 18 + 18
- C 38 - 19
- D 17 + 17

$$38 - 9 >$$

- A 15 + 15
- B 42 - 14
- C 16 + 17
- D 50 - 21

$$18 + 17 >$$

- A 16 + 16
- B 18 + 18
- C 19 + 19
- D 18 + 19

$$40 - 24 >$$

- A 31 - 16
- B 38 - 19
- C 45 - 17
- D 32 - 15