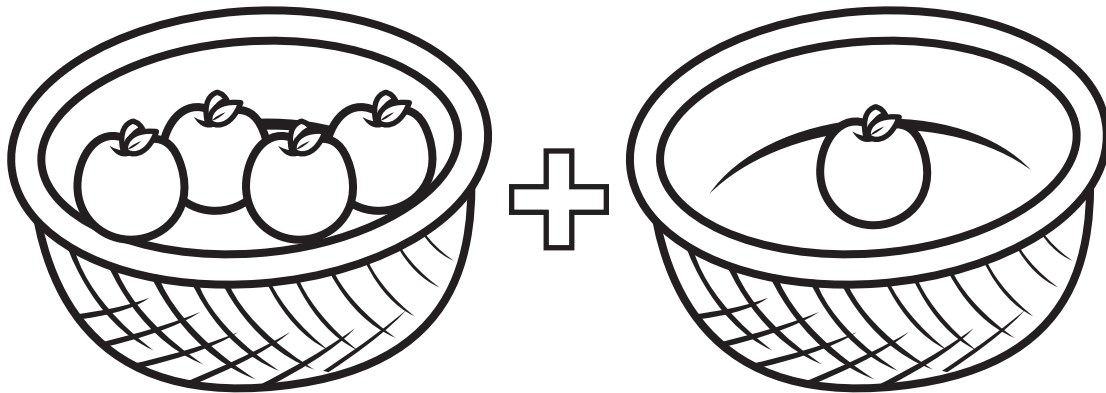


Name _____




$$4 \text{ apples} + 1 \text{ apple} = 5 \text{ apples}$$

A stick figure representation of the equation. On the left, a figure with four heads and four bodies is followed by a plus sign. In the middle, a figure with one head and one body is followed by an equals sign. On the right, there is a blank line followed by a figure with one head and one body.

A circle representation of the equation. On the left, a figure with four circles and four bodies is followed by a plus sign. In the middle, a figure with one circle and one body is followed by an equals sign. On the right, there is a blank line.

Name _____






$$3 \text{ (with wheel icon)} + 2 \text{ (with wheel icon)} = \underline{\quad} \text{ (with wheel icon)}$$

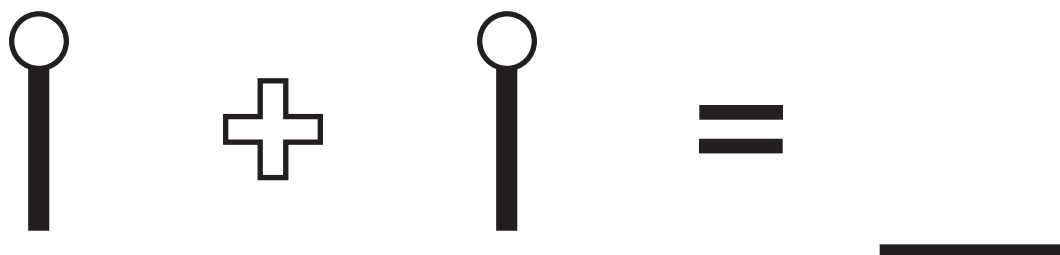
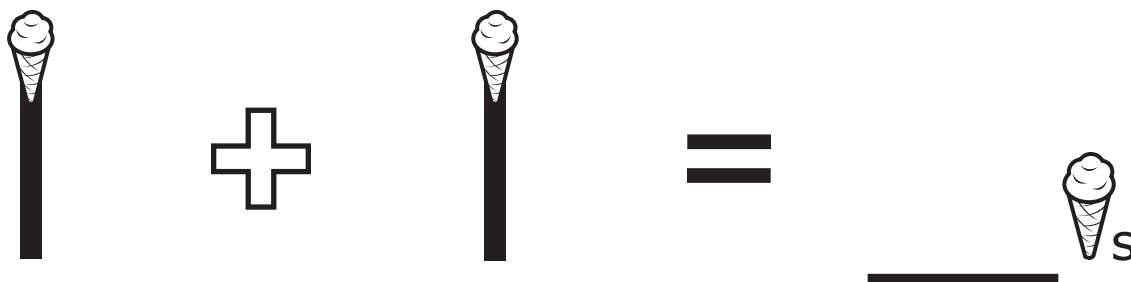


$$3 \text{ (with wheel icons)} + 2 \text{ (with wheel icons)} = \underline{\quad} \text{ (with wheel icon)}$$

$$3 + 2 = \underline{\quad}$$


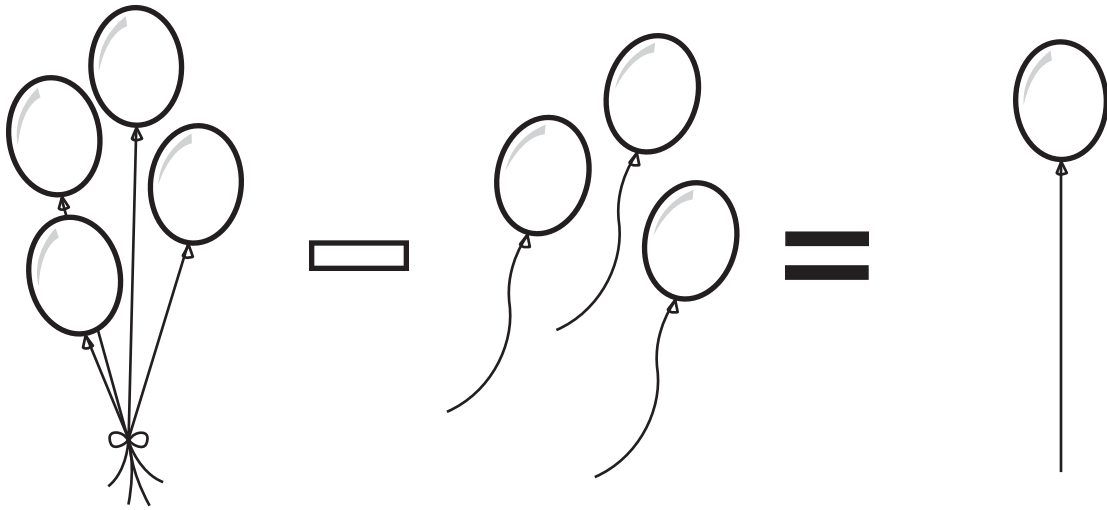
Name _____



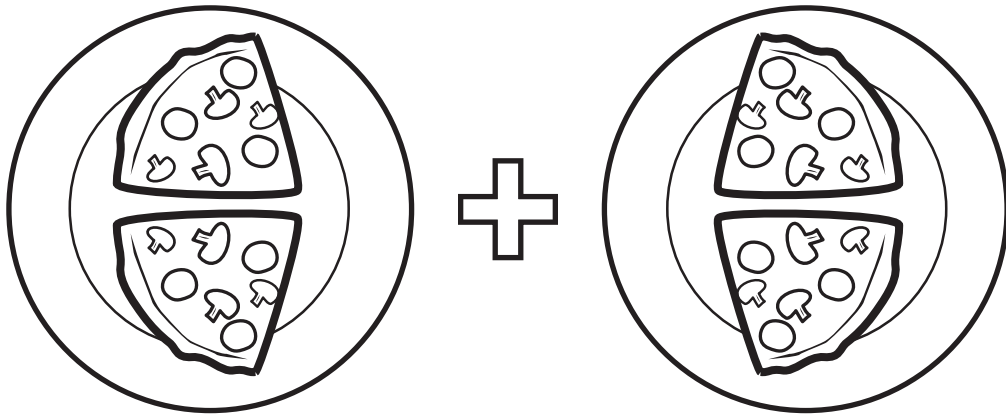
Name _____



Name _____



Name _____




$$2 \text{ (with pizza slice icon) } + 2 \text{ (with pizza slice icon) } = \underline{\hspace{2cm}} \text{ (with pizza slice icon)}$$

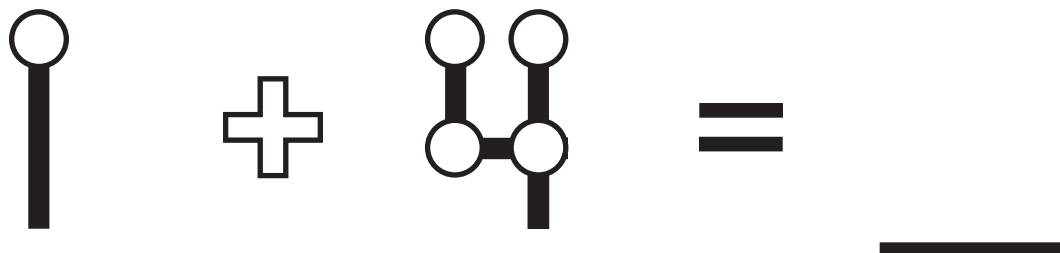



$$2 \text{ (with pizza slice icon) } + 2 \text{ (with pizza slice icon) } = \underline{\hspace{2cm}} \text{ (with pizza slice icon)}$$

$$2 + 2 = \underline{\hspace{2cm}}$$

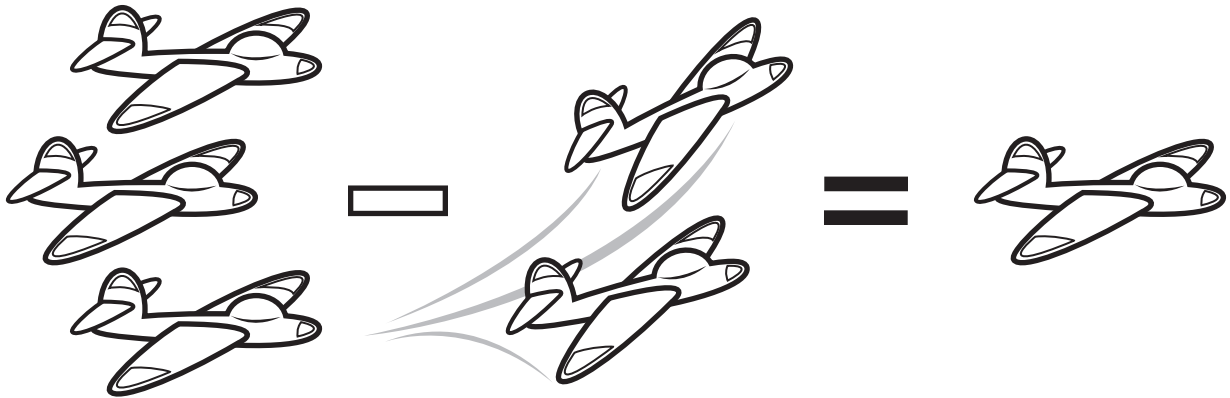
Name _____




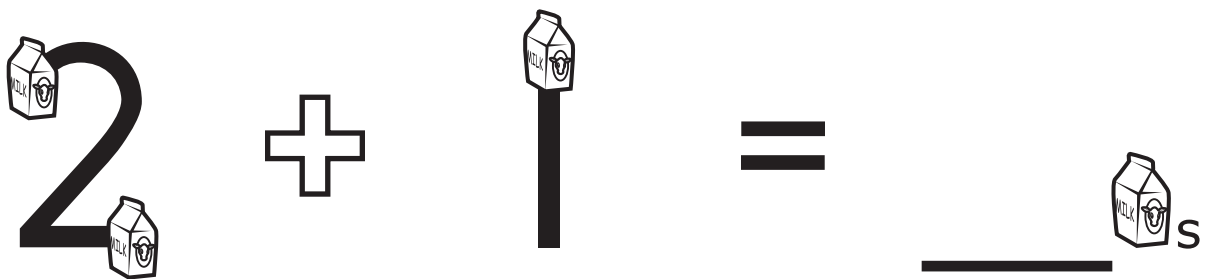

Name _____



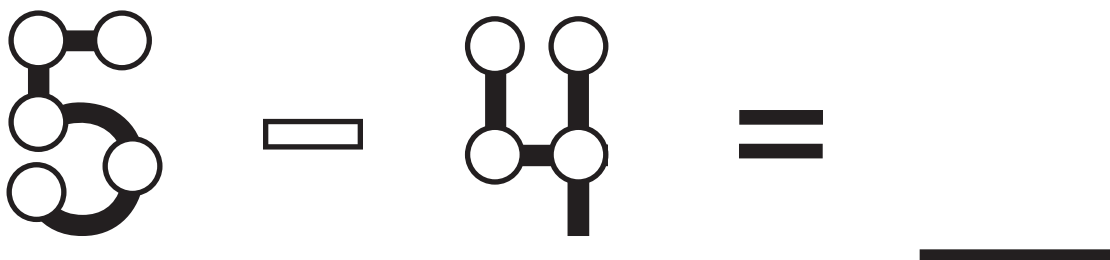
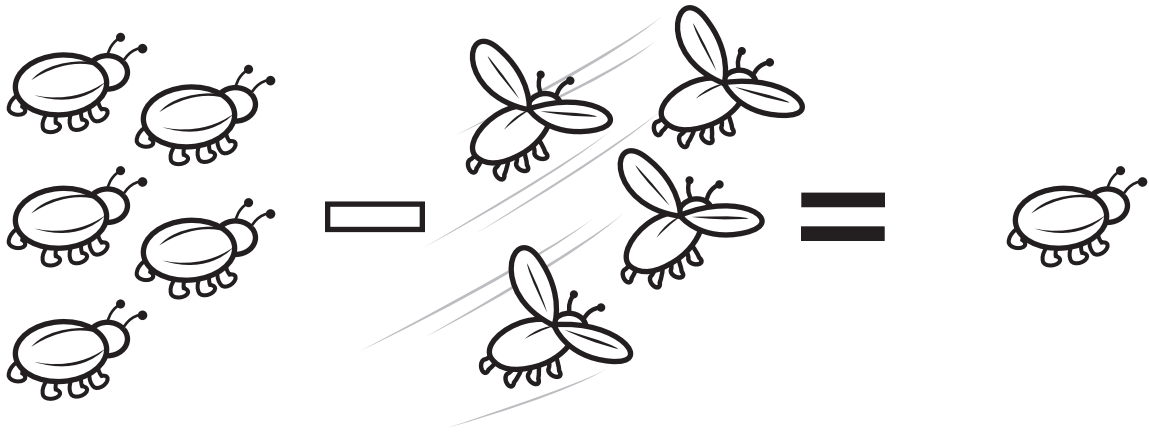
Name _____




Name _____



Name _____



Name _____

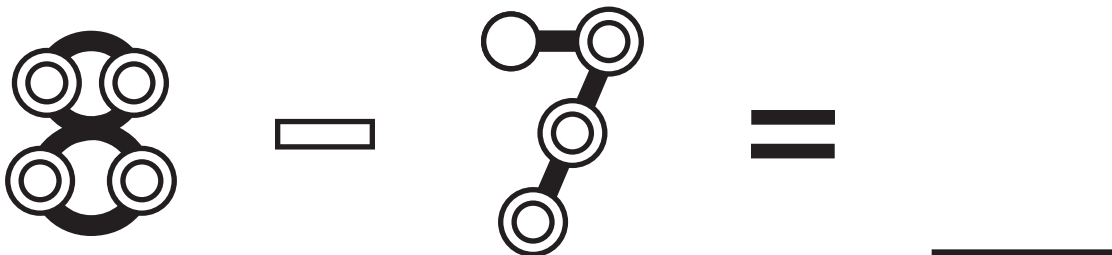

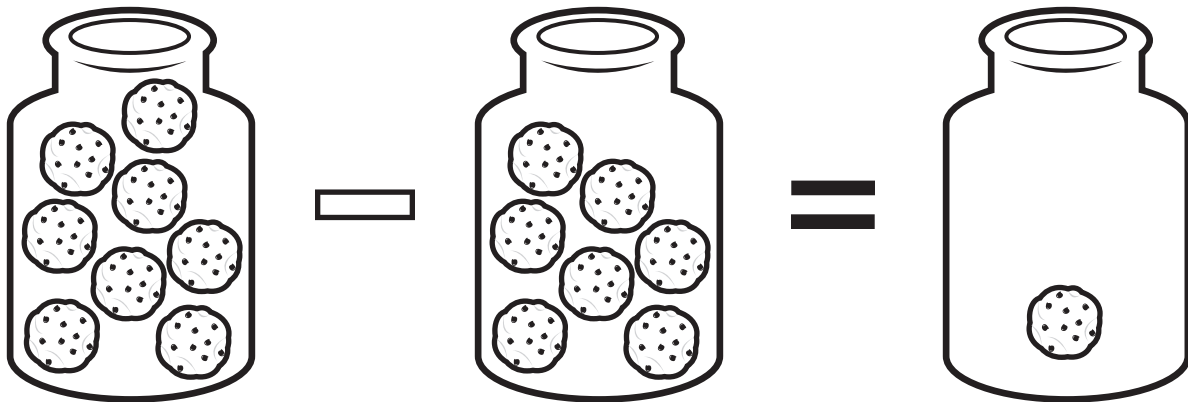


$$7 \text{ (with dog icon)} + 2 \text{ (with dog icon)} = \underline{\quad} \text{ (with dog icon)}$$


$$7 \text{ (with 7 dog icons)} + 2 \text{ (with 2 dog icons)} = \underline{\quad} \text{ (with dog icon)}$$

$$7 \text{ (with 7 circles)} + 2 \text{ (with 2 circles)} = \underline{\quad}$$

Name _____



Name _____

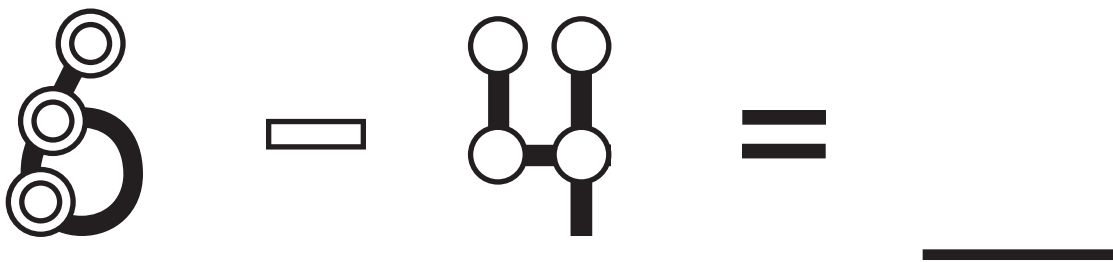
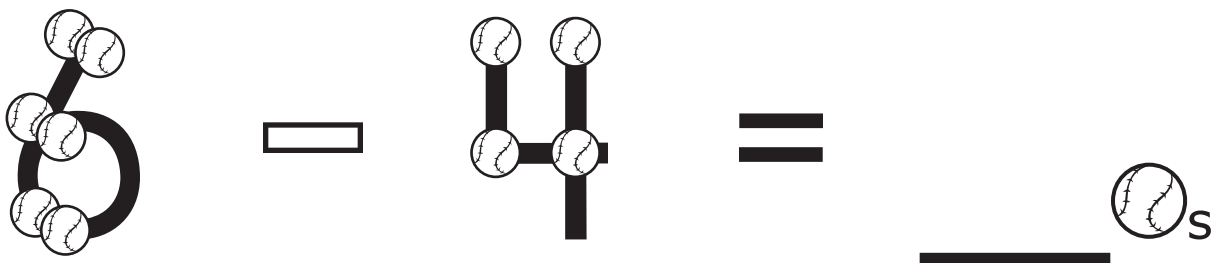
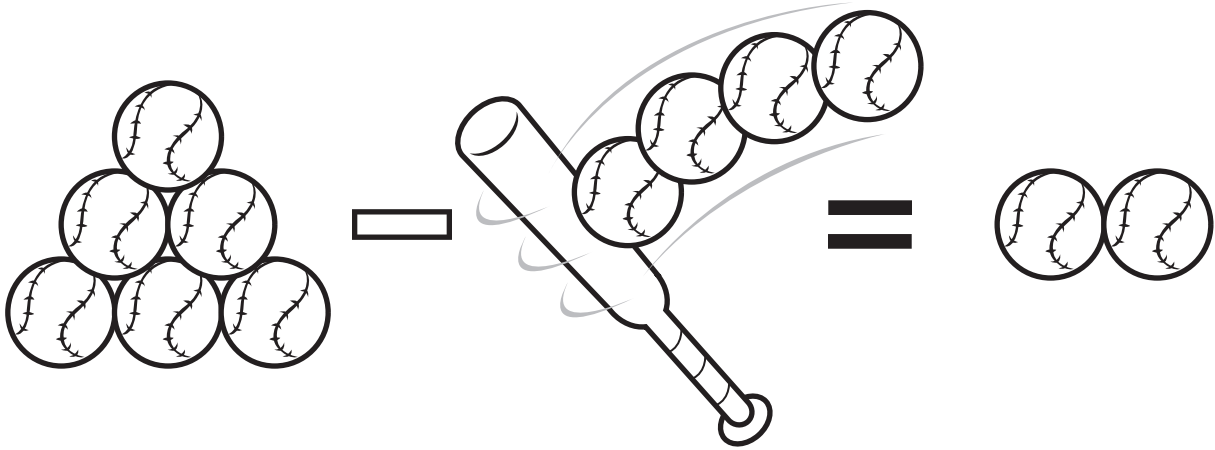


$$3 \text{ (with a fence post icon below it)} + 3 \text{ (with a fence post icon below it)} = \underline{\hspace{2cm}} \text{ (with a fence post icon below it)}$$

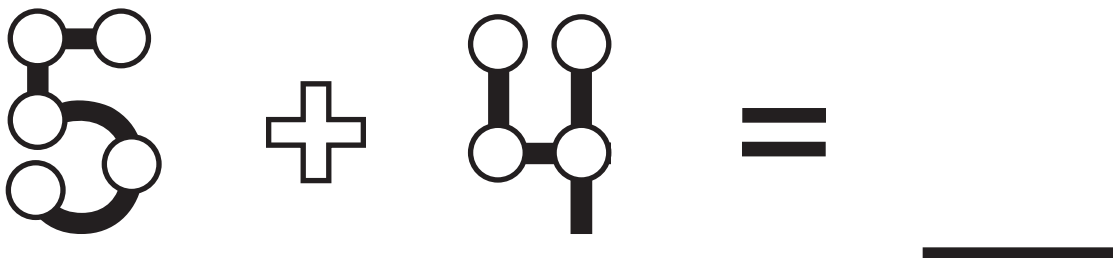
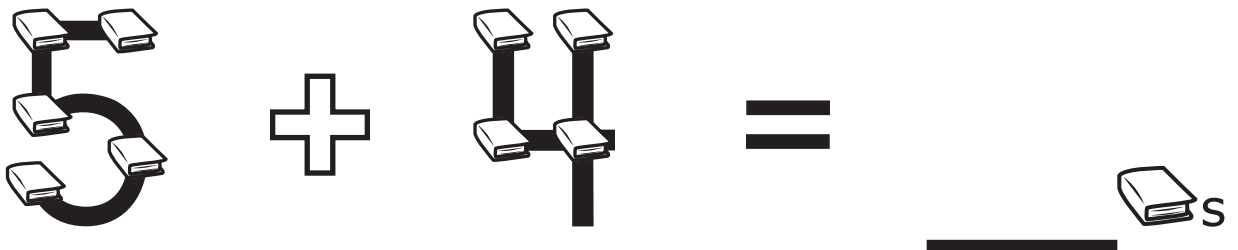


$$3 \text{ (with three fence post icons inside the number)} + 3 \text{ (with three fence post icons inside the number)} = \underline{\hspace{2cm}} \text{ (with a fence post icon below it)}$$

$$3 \text{ (with three circles inside the number)} + 3 \text{ (with three circles inside the number)} = \underline{\hspace{2cm}}$$

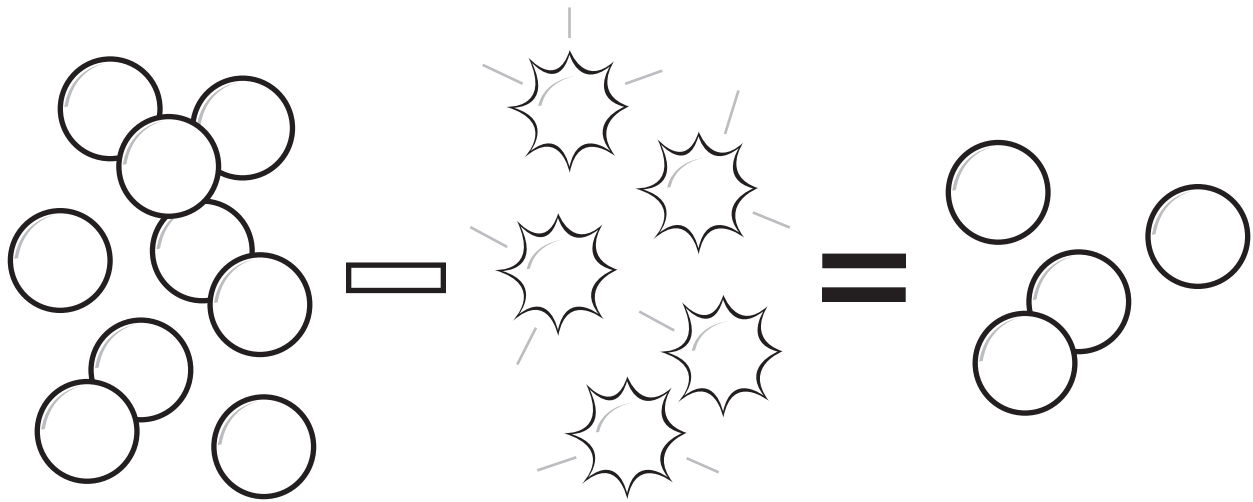
Name _____



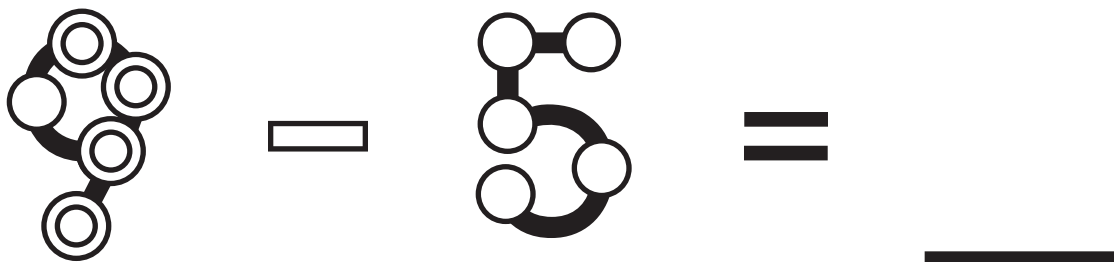

Name _____




Name _____



$$9_{\text{O}_s} - 5_{\text{starburst}_s} = \underline{\hspace{2cm}}_{\text{O}_s}$$



Name _____




$$5 \text{ } \begin{array}{c} \text{bottle} \\ \text{S} \end{array} + 3 \text{ } \begin{array}{c} \text{bottle} \\ \text{S} \end{array} = \underline{\hspace{2cm}} \begin{array}{c} \text{bottle} \\ \text{S} \end{array}$$

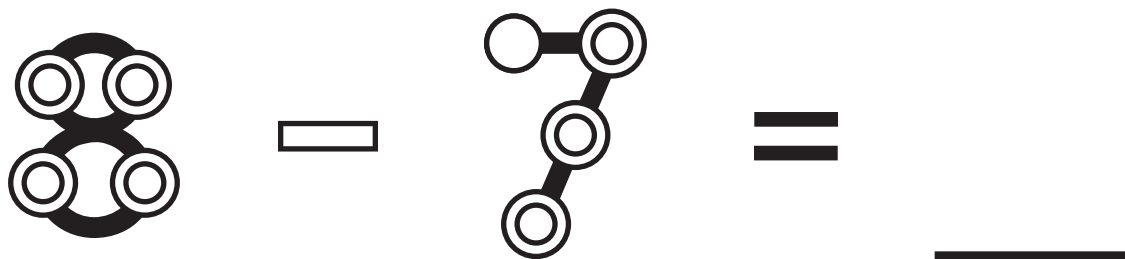

$$\begin{array}{c} \text{bottle} \\ \text{bottle} \\ \text{bottle} \\ \text{bottle} \\ \text{bottle} \end{array} + \begin{array}{c} \text{bottle} \\ \text{bottle} \\ \text{bottle} \end{array} = \underline{\hspace{2cm}} \begin{array}{c} \text{bottle} \\ \text{S} \end{array}$$

$$\begin{array}{c} \text{circle} \\ \text{circle} \\ \text{circle} \\ \text{circle} \\ \text{circle} \end{array} + \begin{array}{c} \text{circle} \\ \text{circle} \\ \text{circle} \end{array} = \underline{\hspace{2cm}}$$


Name _____



$$8 \text{ t-shirts} - 7 \text{ t-shirts} = \underline{\hspace{2cm}} \text{ t-shirt}$$



Name _____

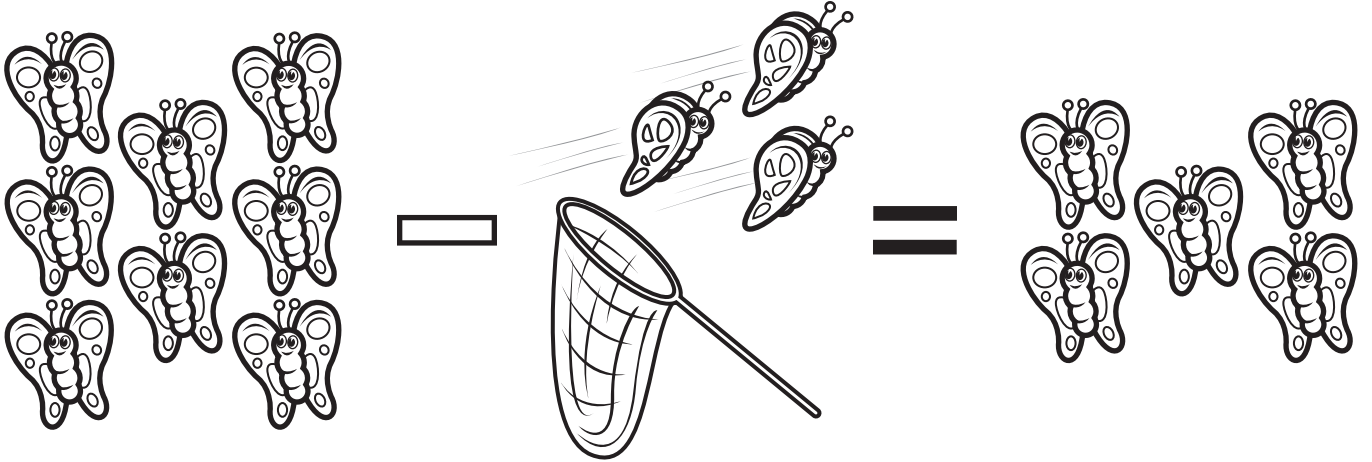


$$6 \text{ fish} + 2 \text{ fish} = \underline{\quad} \text{ fish}$$

A visual representation of the addition problem 6 + 2. The number 6 is shown with three small fish swimming on its top curve. To its right is a plus sign. To the right of the plus sign is the number 2, with two small fish swimming on its top curve. To the right of the number 2 is an equals sign, followed by a blank line and a single small fish, representing the unknown result.

A visual representation of the addition problem 6 + 2. The number 6 is shown with three small circles on its top curve. To its right is a plus sign. To the right of the plus sign is the number 2, with two small circles on its top curve. To the right of the number 2 is an equals sign, followed by a blank line, representing the unknown result.

Name _____




$$8 \text{ } \begin{array}{c} \text{butterfly} \\ \text{S} \end{array} = 3 \text{ } \begin{array}{c} \text{butterfly} \\ \text{S} \end{array} = \underline{\hspace{2cm}} \begin{array}{c} \text{butterfly} \\ \text{S} \end{array}$$

$$8 \text{ } \begin{array}{c} \text{butterfly} \\ \text{S} \end{array} = 3 \text{ } \begin{array}{c} \text{butterfly} \\ \text{S} \end{array} = \underline{\hspace{2cm}} \begin{array}{c} \text{butterfly} \\ \text{S} \end{array}$$

$$8 \text{ } \begin{array}{c} \text{circle} \\ \text{S} \end{array} = 3 \text{ } \begin{array}{c} \text{circle} \\ \text{S} \end{array} = \underline{\hspace{2cm}}$$



Name _____



$$\begin{array}{c} \text{acorn} \\ | \\ \text{acorn} \\ | \\ \text{acorn} \\ | \\ \text{acorn} \\ | \\ \text{acorn} \end{array} + \begin{array}{c} \text{acorn} \\ | \end{array} = \underline{\hspace{2cm}} \text{ acorns}$$

$$\begin{array}{c} \text{circle} \\ | \\ \text{circle} \\ | \\ \text{circle} \\ | \\ \text{circle} \\ | \\ \text{circle} \end{array} + \begin{array}{c} \text{circle} \\ | \end{array} = \underline{\hspace{2cm}}$$

Name _____



6 s. | . How many s?



—



=

_____ s




—



=

Name _____



3 ☆s. 6 ☆s. How many ☆s?

$$\begin{array}{c} \star \\ \star \\ \star \end{array} 3 + \begin{array}{c} \star \star \\ \star \star \\ \star \star \end{array} 6 = \underline{\hspace{2cm}} \star s$$

$$\begin{array}{c} \circ \\ \circ \\ \circ \end{array} 3 + \begin{array}{c} \circ \circ \\ \circ \circ \\ \circ \circ \end{array} 6 = \underline{\hspace{2cm}}$$

Name _____

$$5 \text{ (with 5 birds)} + 3 \text{ (with 3 birds)} = \underline{\hspace{2cm}} \text{ (with 1 bird)}$$

$$4 \text{ (with 4 milk cartons)} - 3 \text{ (with 3 milk cartons)} = \underline{\hspace{2cm}} \text{ (with 1 milk carton)}$$

$$4 \text{ (with 4 books)} + 5 \text{ (with 5 books)} = \underline{\hspace{2cm}} \text{ (with 1 book)}$$

$$5 \text{ (with 5 circles)} - 2 \text{ (with 2 circles)} = \underline{\hspace{2cm}}$$